TEHNO SISTEM d.o.o.

TOPLOSKUPLJAJUĆI KABLOVSKI PRIBOR
HEAT-SHRINKABLE CABLE ACCESSORIES

KATALOG PROIZVODA
PRODUCT CATALOGUE
2019

NISKONAPONSKI TOPLOSKUPLJAJUĆI KABLOVSKI PRIBOR

TOPLOSKUPLJAJUĆE KABLOVSKE SPOJNICE 1 kV

LOW VOLTAGE HEAT-SHRINKABLE CABLE ACCESSORIES

HEAT-SHRINKABLE CABLE JOINTS 1KV



Namena:

Ove toploskupljajuće kablovske spojnice su namenjene za kablove izolovane plastičnom masom tipa PPOO i kablova slične konstrukcije.

Konstrukcija:

Spajanje provodnika kablova se vrši presovanjem spojnih čaura, preko čaura se postavljaju toploskupljajuće cevčice sa lepkom kako bi izolovali spoj, a vodonepropustljivost i mehanička zaštita se postiže upotrebom toploskupljajućih cevi oslojenih lepkom.

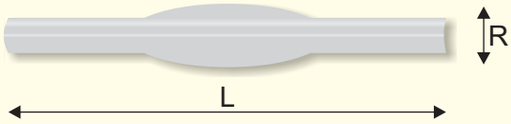

Purpose:

These heat-shrinkable cable joints are applied to plastic cables PPOO, XPOO .. and cables of similar construction.

Kodni broj	Tip proizvoda	Presek provodnika (mm^2)	Dužina spojnice L (mm)	Maksimalni prečnik spojnice R (mm)
13009	**TSKS - 10**	**4 - 10**	**330**	**32**
13010	**TSKS - 25**	**6 - 25**	**450**	**40**
13011	**TSKS - 50**	**16 - 50**	**600**	**50**
13012	**TSKS - 95**	**50 - 95**	**800**	**70**
13013	**TSKS - 150**	**70 - 150**	**900**	**80**
13014M	**TSKS - 300**	**95 - 300**	**1000**	**110**
Code No.	Type of product	Conductor cross- section (mm^2)	Length of joint (mm)	Max. Diameter (mm)

* Ukoliko su potrebne spojnice sa nastavnim čaurama u kompletima, potrebno je napomenuti u zahtevu (»tip proizvoda» sa čaurama).
* If connectors with joint kit are required, it is necessary to mention in the request.

Construction:

Wire connection is made by connectors. Tubes with hot melt adhesive that isolate the compound are inserted over connectors. Water resistance is achieved by using tubes with hot melting adhesive.

SREDNJENAPONSKI TOPLOSKUPLJAJUĆI KABLOVSKI PRIBOR

TOPLOSKUPLJAJUĆE KABLOVSKE SPOJNICE ZA JEDNOŽILNE EKRANIZOVANE KABLOVE IZOLOVANE PLASTIČNOM MASOM NAPONA 10, 20 I 35 kV

MEDIUM VOLTAGE HEAT–SHRINKABLE CABLE ACCESSORIES

HEAT–SHRINKABLE CABLE JOINTS FOR SINGLE–CORE SCREENED PLASTIC CABLES 10, 20 AND 35KV



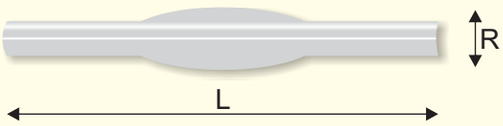

Namena:

Ove toploskupljajuće kablovske spojnice su namenjene za jednožilne ekranizovane kablove izolovane plastičnom masom 10, 20 i 35kV tipa XHP, XHE i kablova slične konstrukcije.

Konstrukcija:

Spajanje provodnika kablova se vrši presovanjem spojnih čaura, regulacija el. polja se vrši pomoću elemenata za regulaciju el. polja, izolovanje spoja i spajanje ekrana se vrši upotrebom dvoslojnih izolacionih t. s. cevi. Spajanje žica el. zaštite se vrši upotrebom spojnih čaura i bakarnih mrežica, dok se vodonepropustljivost i mehanička zaštita postiže primenom plaštevskih toplosku-pljajućih cevi oslojenih lepkom.

Purpose:

These heat-shrinkable joints are designed to be applied to single-core screened plastic cables 10, 20 and 35 kV, types XHP, XHE, XLPE and cables of similar construction.

Construction:

Wire connection is made by connectors, electrical field regulation is realized by stress control elements, joint insulation and screen joining are made by using a two-layer insulating tube. Earth Wires joint is made by using connectors and copper wire mesh, while water resistance and mechanical protection are realized by heat-shrinkable tubes with hot melting adhesive.

Kodni broj	Tip proizvoda	Naponski nivo (kV)	Presek provodnika (mm^2)	Dužina spojnice L (mm)	Maksimalni prečnik spojnice R (mm)
14001	TSKS 10/1-70	10	25-70	800	50
14002M	TSKS 10/1-150	10	50-150	900	60
14003M	TSKS 10/1-240	10	120-240	1000	70
14004	TSKS 20/1-70	20	25 -70	900	55
14005	TSKS 20/1-150	20	70-150	1000	65
14006M	TSKS 20/1-240	20	120-240	1000	70
14007	TSKS 35/1-70	35	25 -70	1000	70
14008M	TSKS 35/1-120	35	70-120	1000	80
14009M	TSKS 35/1-300	35	150-300	1000	90
Code No.	Type of product	Voltage level (kV)	Conductor cross- section (mm^2)	Length of joint (mm)	Max. Diameter (mm)

* Ukoliko su potrebne spojnice sa nastavnim čaurama u kompletima, potrebno je napomenuti u zahtevu (»tip proizvoda» sa čaurama).
* If connectors with joint kit are required, it is necessary to mention in the request.

SREDNJENAPONSKI TOPLOSKUPLJAJUĆI KABLOVSKI PRIBOR

TOPLOSKUPLJAJUĆE KABLOVSKE SPOJNICE ZA TROŽILNE NE/EKRANIZOVANE KABLOVE IZOLOVANE PLASTIČNOM MASOM NAPONA 10 I 20 kV

MEDIUM VOLTAGE HEAT-SHRINKABLE CABLE ACCESSORIES

HEAT-SHRINKABLE CABLE JOINTS FOR THREE-CORE SCREENED PLASTIC CABLES 10 AND 20KV

Namena:

Ove toploskupljajuće kablovske spojnice su namenjene za trožilne ekranizovane kablove izolovane plastičnom masom 10 i 20 kV tipa XHP, XHE i kablova slične konstrukcije.



Konstrukcija:

Spajanje provodnika kablova se vrši presovanjem spojnih čaura, regulacija el. polja se vrši pomoću elemenata za regulaciju el. polja, izolovanje spoja i spajanje ekrana se vrši upotrebom dvoslojnih izolacionih t.s. cevi. Spajanje bakarnih traka el. zaštite se vrši upotrebom bakarnih pletenica i mrežica, dok se vodonepropustljivost i mehanička zaštita postiže primenom plaštevskih toplosku-pljajućih cevi oslojenih lepkom.

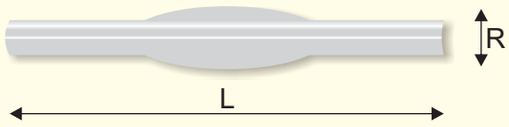

Purpose:

These heat-shrinkable joints are designed to be applied to three-core screened plastic cables 10 and 20 kV, types XHP, XHE, XLPE and cables of similar construction.

Construction:

Wire connection is made by connectors, electrical field regulation is realized by stress control elements, joint insulation and screen joining are made by using a two-layer insulating tube. Earth Wires joint is made by using connectors and copper wire mesh, while water resistance and mechanical protection are realized by heat shrinkable tubes with hot melting adhesive.

Kodni broj	Tip proizvoda	Naponski nivo (kV)	Presek provodnika (mm^2)	Dužina spojnice L (mm)	Maks. prečnik spojnice R (mm)
14010	TSKS 10/3-70	10	25 -70	1200	90
14011	TSKS 10/3-150	10	70-150	1200	110
14012	TSKS 10/3-240	10	95-240	1200	130
14013	TSKS 20/3-70	20	25 -70	1500	100
14014	TSKS 20/3-150	20	70-150	1500	120
14015	TSKS 20/3-240	20	95-240	1500	130
Code No.	Type of product	Voltage level (kV)	Conductor cross- section (mm^2)	Length of joint (mm)	Max. Diameter (mm)

* Ukoliko su potrebne spojnice sa nastavnim čaurama u kompletima, potrebno je napomenuti u zahtevu (»tip proizvoda» sa čaurama).
* If connectors with joint kit are required, it is necessary to mention in the request.

SREDNJENAPONSKI TOPLOSKUPLJAJUĆI KABLOVSKI PRIBOR

TOPLOSKUPLJAJUĆE KABLOVSKE ZAVRŠNICE ZA JEDNOŽILNE EKRANIZOVANE KABLOVE IZOLOVANE PLASTIČNOM MASOM NAPONA 10,20 I 35kV - UNUTRAŠNJA MONTAŽA

MEDIUM VOLTAGE HEAT-SHRINKABLE CABLE ACCESSORIES

HEAT-SHRINKABLE CABLE TERMINATIONS FOR SINGLE-CORE SCREENED PLASTIC CABLES 10, 20 END 35 KV, FOR INDOOR APPLICATION

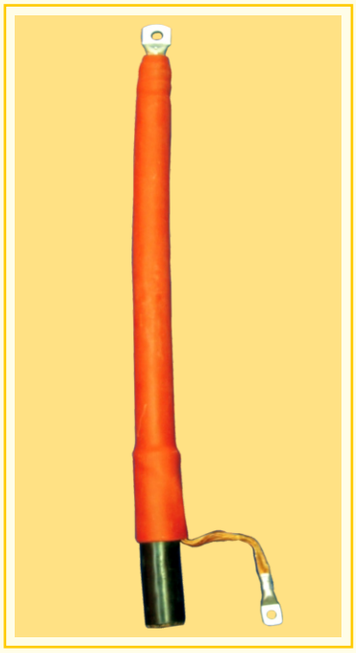

Namena:

Ove toploskupljajuće kablovske završnice su namenjene za završavanje jednožilnih ekranizovanih kablova izolovanih plastičnom masom tipa XHP, XHE i kablova slične konstrukcije, napona 10, 20 i 35kV za unutrašnju montažu.

Konstrukcija:

Završnice se izoluju toploskupljajućim cevima koje su otporne na puzne struje i teške uslove eksploatacije. Regulacija el. polja na prelazu poluprovodni sloj-izolacija se vrši upotrebom rezistivnih elemenata za regulaciju el. polja. Žice el. zaštite kabla se vraćaju unazad i oblikuju se u pletenicu na čijem se kraju ispresuje papučica za uzemljenje koja dolazi u kompletu završnice.

Kodni broj	Tip proizvoda	Naponski nivo (kV)	Presek provodnika (mm^2)	Dužina završnice L (mm)
15001M	TSKZ/U 10/1-70	10	25-95	330
15002M	TSKZ/U 10/1-150	10	70-150	330
15003M	TSKZ/U 10/1-240	10	70-240	330
15004M	TSKZ/U 20/1-70	20	25-95	400
15005M	TSKZ/U 20/1-150	20	70-150	400
15006M	TSKZ/U 20/1-240	20	70-240	400
15007M	TSKZ/U 35/1-70	35	25-95	500
15008M	TSKZ/U 35/1-150	35	70-150	500
15009M	TSKZ/U 35/1-300	35	120-300	500
Code No.	Type of product	Voltage level (kV)	Conductor cross- section (mm^2)	Length of joint (mm)

* Komplet završnica sadrži set za tri kabla
* Ukoliko su potrebne završnice sa papučicama u kompletima, potrebno je napomenuti u zahtevu («tip proizvoda» sa papučicama).
* The terminations kit contains materials for three cables.
* If terminations with cable lugs are required, it is necessary to mention in the request

Purpose:

These heat-shrinkable terminations are designed to be applied to single-core screened plastic cables 10, 20 and 35 kV, types XHP, XHE, XLPE and cables of similar construction for indoor application.

Construction:

Terminations are insulated with heat-shrinkable anti-tracking tubes that are track resistant and resistant to difficult exploitation conditions. Electrical field regulation is realized by stress control elements at the Insulation-semiconducting layer crossing.

Earth wires are bent back and formed into a rope. At the end of the rope a copper lug for grounding that comes with the kit is placed.

SREDNJENAPONSKI TOPLOSKUPLJAJUĆI KABLOVSKI PRIBOR

TOPLOSKUPLJAJUĆE KABLOVSKE ZAVRŠNICE ZA JEDNOŽILNE EKRANIZOVANE KABLOVE IZOLOVANE PLASTIČNOM MASOM NAPONA 10,20 I 35kV – SPOLJNA MONTAŽA

MEDIUM VOLTAGE HEAT-SHRINKABLE CABLE ACCESSORIES

HEAT–SHRINKABLE CABLE TERMINATIONS FOR SINGLE–CORE SCREENED PLASTIC CABLES 10, 20 AND 35 KV, FOR OUTDOOR APPLICATION

Namena:

Ove toploskupljajuće kablovske završnice su namenjene za završavanje jednožilnih ekranizovanih kablova izolovanih plastičnom masom tipa XHP, XHE i kablova slične konstrukcije napona 10,20 i 35kV za spoljnu montažu.

Konstrukcija:

Završnice se izoluju crvenim toploskupljajućim cevima koje su otporne na puzne struje, UV zračenje i teške uslove eksploatacije. Regulacija el. polja na prelazu poluprovodni sloj-izolacija se vrši upotrebom rezistivnih elemenata za regulaciju el. polja. Žice el. zaštite kabla se vraćaju unazad i oblikuju se u pletenicu na čijem se kraju ispresuje papučica za uzemljenje koja dolazi u kompletu završnice. Zaštita od atmosferskih padavina se postiže upotrebom t.s. izolacionih šeširića.



Purpose:

These heat-shrinkable terminations are applied to single-core screened plastic cables 10, 20 and 35 kV, types XHP, XHE, XLPE and cables of similar construction for outdoor application.

Construction:

Terminations are insulated with heat-shrinkable anti-tracking tubes that are track resistant, UV resistant and resistant to difficult exploitation conditions. Electrical field regulation is realized by stress control elements at the Insulation-semiconducting layer crossing.

Earth wires are bent back and formed into a rope. At the end of the rope a copper lug for grounding that comes with the kit is placed. Protection from weather conditions is achieved by using heat-shrinkable sheds.

Kodni broj	Tip proizvoda	Naponski nivo (kV)	Presek provodnika (mm^2)	Dužina završnice L (mm)	Broj šeširića po kablu
15010M	TSKZ/S 10/1-70	10	25-95	330	1
15011M	TSKZ/S 10/1-150	10	70-150	330	1
15012M	TSKZ/S 10/1-240	10	70-240	330	1
15013M	TSKZ/S 20/1-70	20	25-95	400	3
15014M	TSKZ/S 20/1-150	20	70-150	400	3
15015M	TSKZ/S 20/1-240	20	70-240	400	3
15016M	TSKZ/S 35/1-70	35	25-95	700	4
15017M	TSKZ/S 35/1-150	35	70-150	700	4
15018M	TSKZ/S 35/1-300	35	120-300	700	4
Code No.	Type of product	Voltage level (kV)	Conductor cross- section (mm^2)	Length of joint (mm)	Number of sheds on cable

* Komplet završnica sadrži set za tri kabla
* Ukoliko su potrebne završnice sa papučicama u kompletima, potrebno je napomenuti u zahtevu («tip proizvoda» sa papučicama).
* The terminations kit contains materials for three cables.
* If terminations with cable lugs are required, it is necessary to mention in the request

SREDNJENAPONSKI TOPLOSKUPLJAJUĆI KABLOVSKI PRIBOR

TOPLOSKUPLJAJUĆE KABLOVSKE ZAVRŠNICE ZA TROŽILNE EKRANIZOVANE KABLOVE IZOLOVANE PLASTIČNOM MASOM NAPONA 10 I 20 kV – UNUTRAŠNJA I SPOLJNA MONTAŽA

MEDIUM VOLTAGE HEAT–SHRINKABLE CABLE ACCESSORIES

HEAT–SHRINKABLE CABLE TERMINATIONS FOR THREE–CORE SCREENED PLASTIC CABLES 10 AND 20 KV, FOR INDOOR AND OUTDOOR APPLICATION

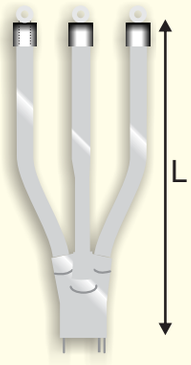



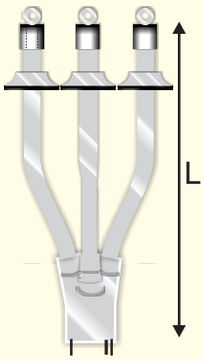

Kodni broj	Tip proizvoda	Naponski nivo (kV)	Presek provodnika (mm^2)	Dužina završnice L (mm)
15019	**TSKZ/U 10/3-70**	**10**	**25-70**	**500**
15020	**TSKZ/U 10/3-185**	**10**	**70-185**	**500**
15021	**TSKZ/U 10/3-300**	**10**	**95-300**	**500**
15022	**TSKZ/U 20/3-70**	**20**	**25-70**	**600**
15023	**TSKZ/U 20/3-185**	**20**	**70-185**	**600**
15024	**TSKZ/U 20/3-300**	**20**	**95-300**	**600**
Code No.	Type of product	Voltage level (kV)	Conductor cross- section (mm^2)	Length of joint (mm)

Kodni broj	Tip proizvoda	Naponski nivo (kV)	Presek provodnika (mm^2)	Dužina završnice L (mm)	Broj šeširića po žili
15025	**TSKZ/S 10/3-70**	**10**	**25-70**	**500**	**1**
15026	**TSKZ/S 10/3-185**	**10**	**70-185**	**500**	**1**
15027	**TSKZ/S 10/3-300**	**10**	**95-300**	**500**	**1**
15028	**TSKZ/S 20/3-70**	**20**	**25-70**	**600**	**3**
15029	**TSKZ/S 20/3-185**	**20**	**70-185**	**600**	**3**
15030	**TSKZ/S 20/3-300**	**20**	**95-300**	**600**	**3**
Code No.	Type of product	Voltage level (kV)	Conductor cross- section (mm^2)	Length of joint (mm)	Number of sheds on core

* Ukoliko su potrebne završnice sa papučicama u kompletima, potrebno je napomenuti u zahtevu («tip proizvoda» sa papučicama).* The terminations kit contains materials for three cables.
* If terminations with cable lugs are required, it is necessary to mention in the request

Namena:

Ove toploskupljajuće kablovske završnice su namenjene za završavanje trožilnih ekranizovanih kablova izolovanih plastičnom masom tipa XHP, XHE i kablova slične konstrukcije, napona 10 i 20kV za unutrašnju montažu.

Konstrukcija:

Završetak trožilnog kabla se postiže upotrebom tropolne t.s. račve. Završnice se izoluju toploskupljajućim cevima koje su otporne na puzne struje, UV zračenje i teške uslove eksploatacije. Regulacija el. polja na prelazu poluprovodni sloj-izolacija se vrši upotrebom rezistivnih elemenata za regulaciju el. polja. El. zaštita kabla se povezuje bakarnom pletenicom i kablovskom papučicom koja dolazi u kompletu završnice.Zaštita od atmosferskih padavina se vrši upotrebom izolacionih t.s. šeširića.

Purpose:

These heat-shrinkable terminations are designed to be applied to three-core screened plastic cables 10 and 20 kV, types XHP, XHE, XLPE and cables of similar construction for indoor application.

Construction:

Cable termination for three-core cable is realised by a 3-way breakout. Terminations are insulated with heat-shrinkable anti-tracking tubes that are track resistant, UV resistant and resistant to difficult exploitation conditions . Electrical field regulation is realized by stress control elements at the Insulation-semiconducting layer crossing. Earth wires should be connected with tinned copper rope a cable lug that comes with the kit. Protection from weather conditions is achieved by using heat-shrinkable sheds.

TOPLOSKUPLJAJUĆI KABLOVSKI PRIBOR
HEAT-SHRINKABLE CABLE ACCESSORIES

TOPLOSKUPLJAJUĆE CEVI SREDNJE DEBLJINE ZIDA SA TOPLJIVIM LEPKOM
MEDIUM WALL TUBING WITH HOT MELTING ADHESIVE



Kodni broj	Dimenzije	Isporučena (mm)	Nakon skupljanja d* (max)	Nakon skupljanja w* (min)	Standardna dužina (mm)
16001	8/2	8	2	1.6	1000
16002	12/3	12	3	2.0	1000
16003	16/5	16	5	2.2	1000
16004	22/6	22	6	2.4	1000
16005	28/6	28	6	2.5	1000
16006	33/8	33	8	2.5	1000
16007	40/12	40	12	2.5	1000
16008	55/16	55	16	3.3	1000
16009	65/19	65	19	3.3	1000
16010	75/22	75	22	3.5	1000
16011	85/25	85	25	3.5	1000
16012	95/25	95	25	3.5	1000
16013M	130/37	130	37	3.5	1000
16014M	146/37	146	37	3.5	1000
Code No.	Size	As Supplied (mm)	d* (max) After Recovery	w* (min) After Recovery	Standard length (mm)

Namena:

T.s cevi su nemenjene za zaptivanje i zaštitu el. spojeva, kablovskih završnica i spojnica gde je potrebna električna izolacija, UV zaštita i vodonepropustljivost. Odnos skupljanja od 3:1 omogućava lako uklapanje u nepravilne oblike i velike konektore.

Applications:

It is designed for applications to seal and protect electrical splices, cable terminatoins and joints where electrical insulation, UV and water proof. are required 3:1 shrink ratio allows it easily fit over irregular shape and large connectors.

TOPLOSKUPLJAJUĆE REPARATURNE MANŽETNE
HEAT–SHRINKABLE REPAIR SLEEVE

Kodni broj	Dimenzije	Isporučena (mm)	Nakon skupljanja d* (max)	Nakon skupljanja w* (min)	Standardna dužina (mm)
16015M	42/10	42	10	2.4	1000
16016M	55/16	55	16	2,5	1000
16017M	75/22	75	22	3.0	1000
16018	108/27	108	27	3.0	1000
6019M	146/30	146	30	3,4	1000
Code No.	Size	As Supplied (mm)	d* (max) After Recovery	w* (min) After Recovery	Standard length (mm)

Namena:

T.S. reperaturne manžetne su namenjene za popravku oštećenih kablova preko omotača i primenjuju se za različite vrste kablova 1-35 kV.

Applications:

It is designed for repairing damaged cable over sheaths on various types of cables